

# Going to an important meeting about me in Glasgow



**On ..... I am  
going to an important  
meeting.**

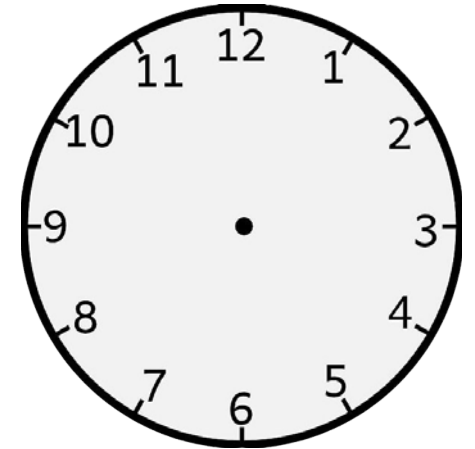


**The meeting is called a children's hearing.**

**Children's hearings are about finding out  
what is best for me. I will be able to go to the  
meeting about me.**

**I will try to say what I think is best for me.**

● **I will leave for the meeting at**



● **I will leave for the meeting at**

.....

● **I will leave for the meeting after**

.....

# I might go to my meeting by



**Someone  
I know will be  
with me.**

# The Building

**This is a photograph of the building where the meeting will be.**



# Getting in to the building

**This is a photograph of the door I will use to get into the building. The door will open by itself when I stand in front of it.**



**Inside the building**

**I will see a reception sign.**

**I will try to tell the receptionist my name or the person I am with will help me tell the receptionist my name.**

**The person I am with will tell the receptionist their name.**

**The receptionist will tell us where we need to go.**



## **Waiting room**

**I will be taken to a waiting room. It might look like this. The colours and the furniture might be different.**

**The person I am with will come with me.**





## **The Reporter**

**A person whose job is called the reporter will come to the waiting room and tell me when it is time to go to another room.**

**I can ask the reporter any questions I have.**



# Other Rooms I might go into

**Meetings are held in  
rooms like this one. The  
colours and furniture  
might be different.**



# Sensory items to help me

**Sensory and fidget toys can help people keep calm and concentrate more.**

**I can bring my own sensory toy or I can ask the receptionist or the reporter for a small bag bag like these ones.**

**The colours and toys in the bag might be different. If I want to I can take the bag and toys home with me.**



# **The people at my meeting**

**The people at the meeting that I know might include:**

- **Me**
- **My parents or carers**
- **My social worker**
- **Maybe a teacher from my school**

**There might be other people at the meeting I do not know. In the meeting people will tell me their name and what their role is.**

**In the meeting the reporter will usually write things down or type them on a computer. This will help everyone remember what has been said and the decisions that were made.**

## **The Panel Members**


**At the meeting I will usually see three adults who I might not have met before. These people are called the panel members.**

**Panel members are specially trained people who will make decisions about what is best for me.**

**When I see them they will tell me their names.**

## **During the meeting**

**At the meeting everyone will be given the chance to speak. People will try to take turns and let one person speak at a time.**



**Everyone will try to listen to what each other is saying.**

# My views

**At the meeting the panel members will probably ask me questions. I will try to say what I think is best for me.**

**If I need help to say what I think is best for me at the meeting I can have an advocacy worker to help me at the meeting.**

**I can ask my social worker to tell me more about what an advocacy worker is.**



## **Things to remember**

**If I feel worried about anything at the meeting I will try to tell the adults and they will try their best to help me feel less worried.**

**If I need a break, I can ask the panel members for a break.**

**If I have questions, I can ask the panel members or the reporter.**

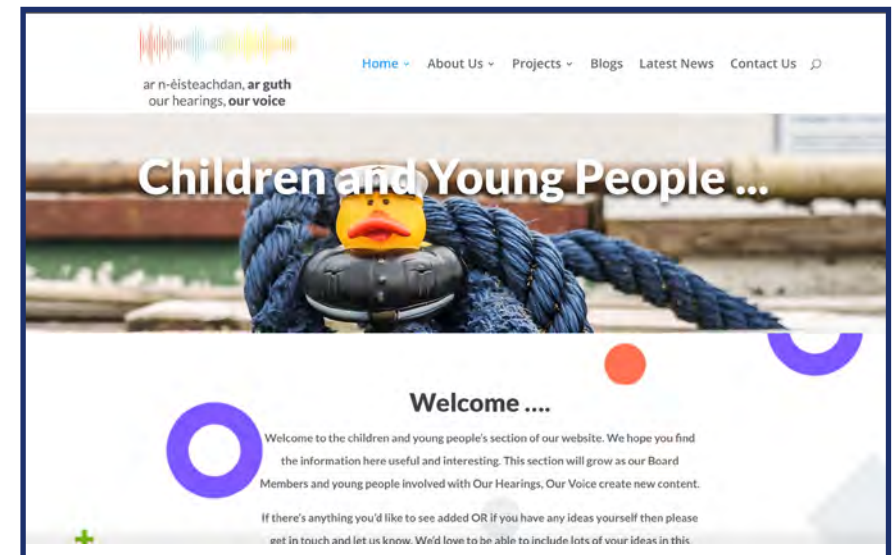




## Other information

**There are some ideas to help me relax before and after the meeting at:**

**[www.ohov.co.uk/about-us/children-and-young-people/](http://www.ohov.co.uk/about-us/children-and-young-people/)**



## My feedback

If I have any comments about the guide, me or my parent/carer can email:  
[equalities@scra.gov.uk](mailto:equalities@scra.gov.uk)

