



Statistical Analysis 2014-15



SCOTTISH
CHILDREN'S REPORTER
ADMINISTRATION

About this report

This report covers the period 1 April 2014 to 31 March 2015. It presents our full statistical analysis on children and young people involved in the Children's Hearings System in the year 2014/15.

SCRA transitioned to its new Case Management System during late 2012 and early 2013, in addition, the Children's Hearings (Scotland) Act 2011 was implemented during June 2013. These changes have impacted the types of information that we are able to gather and have affected the ability to provide historical comparisons in some cases.

Where valid data or historical comparisons are not available, this will be noted in the report. The changes have also led to issues around the quality of the data SCRA have available. As a result of this, error margins within this report are noted on page 25. Any errors noted through this report do not impact the overall trends.

All terminology within this report references the 2011 Act unless otherwise stated.

Contents	Page
Key facts	2
Referral to the Reporter	
Children and young people referred	3
Child Protection Orders	5
Joint Reports to the Reporter and Procurator Fiscal	5
Gender of children and young people referred	6
Referrals received	7
Source of referrals	8
Custody referrals to the Procurator Fiscal and the Reporter	8
Grounds on which children and young people were referred to the Reporter	9
Reporter decisions	
Communications requested by the Reporter	13
Reporter decisions	14
Children's Hearings	
Pre-Hearing Panels	15
Children's Hearings	16
Applications to the Sheriff for proof	17
Hearing outcomes	
Child Protection Orders and interim orders	18
Compulsory Supervision Orders	19
Secure Authorisations	21
Non-disclosure Measures	21
Appeals	21
Performance	
Time taken to progress referrals through the Children's Hearings System	23
Working days from referral receipt to Hearing decision	23
SCRA's performance against targets	24
Error margins	25

This statistical analysis is supported by our online statistical service which provides more in depth information about individual local authority areas. All the information is available on our website www.scra.gov.uk

Key facts in 2014/15

15,858 children and young people were referred.

1.7%¹ of all children and young people in Scotland were referred.

754 children and young people had Child Protection Orders received.

1,439 children and young people had joint reports to the Reporter and Procurator Fiscal.

71.5% of all referrals were from the Police.

‘Lack of parental care’, ‘offence’ and ‘close connection with a person who has carried out domestic abuse’ were the most common grounds of referral.

22.9% of children and young people with cases decided had a Reporter decision to arrange a Hearing on at least one referral in the year.

4,305 Pre-Hearing Panels/Business Meetings were held.

36,904 Children’s Hearings were held.

3,054 applications to the Sheriff for proof were concluded.

2,670 children and young people had interim orders made.

10,733 children and young people had Compulsory Supervision Orders in place at the 31st March 2015.

1.2%² of all children and young people in Scotland had a Compulsory Supervision Order in place at the 31st March 2015.

860 children and young people had one or more concluded appeals against decisions made by Children’s Hearings.

129 days were the average working days taken from receipt of referral to final Hearing outcome for care and protection referrals referred to a Hearing.

75 days were the average working days taken from receipt of referral to final Hearing outcome for offence referrals referred to a Hearing.

¹ % of population aged under 16 years, based on mid-year estimates for 2014 from the General Register Office for Scotland.

² % of population aged under 16 years, based on mid-year estimates for 2014 from the General Register Office for Scotland.

Children and young people referred to the Reporter

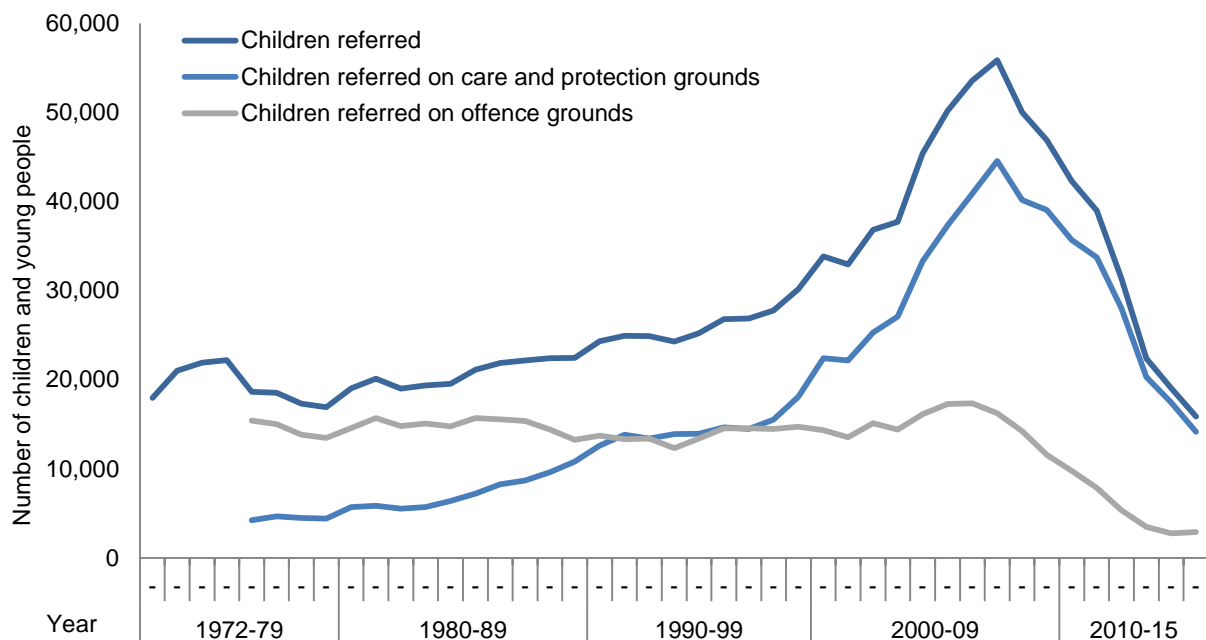
In 2014/15, 15,858 children and young people in Scotland were referred³ to the Reporter:

- 14,141 on non-offence (care and protection) grounds.
- 2,891 on offence grounds⁴.

The figure of 15,858 children and young people referred to the Reporter in 2014/15 equates to 1.7% of all children and young people in Scotland⁵. Within this, 1.6% of all children and young people were referred on care and protection grounds and 0.7% of all children and young people aged between eight⁶ and 16 years were referred on offence grounds.

The number of children and young people referred to the Reporter has decreased for the eighth consecutive year. Figure 1 illustrates the changing trends within the system over the past 43 years. Counting methodologies have changed over time so current and historical counts are not necessarily comparative. Year-on-year figures from 2003/04 onwards can be seen on the [Online Statistical Dashboard](#) including splits at a local authority level, rates per head of population and mapping of rates across Scotland.

Figure 1. Children and young people referred by year*



* please note that offence and non-offence splits are unavailable prior to 1976.

The 16.9% decrease from 2013/14 levels was due to reductions in the numbers of children and young people referred on care and protection grounds (down 19.1%) while children and young people referred on offence grounds increased by 4.6%.

Increasing referral rates were seen in the years leading up to 2006/07. One of the most significant factors in this increase was police referrals for children and young people from families where there had been an incident of domestic violence. The volume of such referrals created massive demands within the system and led to concerted efforts by partner agencies to reduce referrals where there was no need for compulsory measures of supervision.

3 Reporters decide the category and the grounds of referral at the time of receipt based on information contained within the referral.

4 These figures include 1,174 children and young people who were referred on both types of grounds (care and protection and offence).

5 % of population aged under 16 years, based on mid-year estimates for 2014 from the General Register Office for Scotland.

6 Eight years is the age of criminal responsibility in Scotland. Children and young people under eight years cannot be referred for offending.

It is important to note that there was no suggestion that these children and young people did not require help or support, simply that there was no need for it to be provided on a compulsory basis.

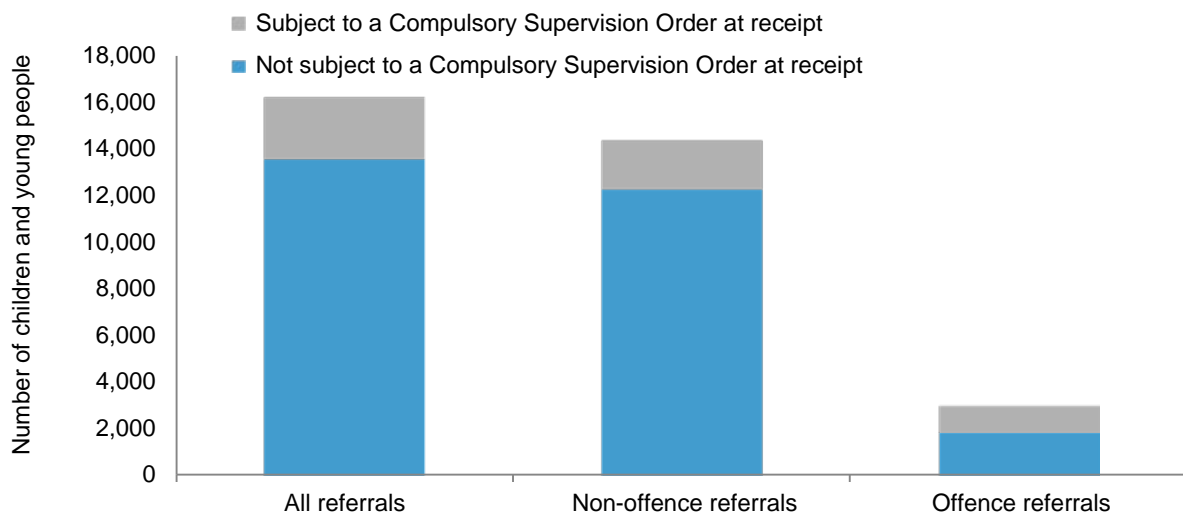
Increasingly, recent years have seen a focus on early and effective intervention, through the prism of the GIRFEC and the Whole Systems approaches. The impact of this is highlighted through the reducing numbers of children and young people referred.

There has also been a wider trend in decreasing crime rates within younger age groups. As noted in the 'Evaluation of the Whole System Approach to Young People who Offend in Scotland'⁷, police data shows that offending by young people aged under 18 years has fallen by 45% between 2008/09 and 2013/14.

Children and young people referred while subject to a Compulsory Supervision Order

In most cases, the child or young person was not subject to a Compulsory Supervision Order (CSO) at the point of referral, see Figure 2. Overall, 16.6% of children and young people referred were subject to a CSO at the point of referral on at least one referral during the year. This was the case for 14.7% of children and young people with care and protection referrals and 40.2% of children and young people with offence referrals (see page 19 for more information about CSOs).

Figure 2. Children and young people referred in 2014/15*



* Some children and young people may be referred on more than one category during the year (offence or non-offence grounds and on supervision, not on supervision).

Within the 15,858 children and young people referred to the Reporter in 2014/15, there are certain types of referrals that indicate greater concern about the child or young person's safety or behaviour. These include Child Protection Orders (CPOs) and Joint Reports to the Reporter and Procurator Fiscal.

Child Protection Orders

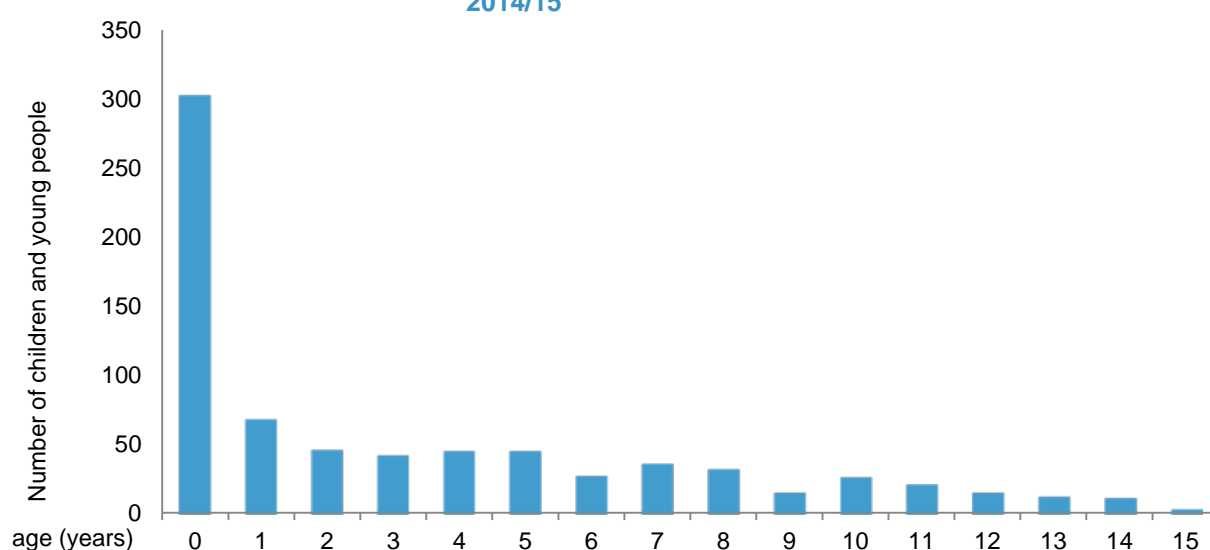
A Sheriff may grant a CPO to address emergency and/or high risk situations where measures need to be put in place immediately to protect a child or young person. The granting of a CPO requires the child or young person to be removed to (or kept in) a place of safety away from home. For this measure to be considered, a child or young person must be at risk of significant harm.

Table 1. Child Protection Orders

	Number of children and young people			
	2011/12	2012/13	2013/14	2014/15
Children and young people with CPOs	781	743	734	754

Proportionately, more CPOs are granted for very young children (especially newborn babies), than any other age, reflecting their high risk and vulnerability and requirement for immediate protection.

Figure 3. Children and young people with Child Protection Orders received in 2014/15



Of the 754 children and young people with CPO referrals to Children's Hearings in 2014/15, 186 (24.7%) were aged under 20 days at the date of receipt and 372 (49.3%) were aged under two years.

Joint reports to the Reporter and Procurator Fiscal

Where a child or young person is alleged to have committed an offence described in the Lord Advocate's Guidelines (*To Chief Constables: Reporting to Procurator Fiscals of Offences Alleged to have been Committed by Children*), the police will make a joint report to the Procurator Fiscal and the Reporter. Following discussion with the Reporter, the Procurator Fiscal will decide whether to prosecute or refer the case to the Reporter.

Table 2. Joint reports to the Reporter and Procurator Fiscal

	Number of children and young people			
	2011/12	2012/13	2013/14	2014/15
Joint reports to the Reporter and Procurator Fiscal	1,335	1,210	1,384	1,439

In 2014/15, 1,439 children and young people were jointly reported on 3,087 referrals. The number of children and young people jointly reported has increased for a second year. Of those joint reports where the Procurator Fiscal had made a decision, 55.7% of cases were subsequently referred to the Reporter. Half of children and young people (49.8%) with joint reports were subject to a CSO at the point of receipt for at least one joint report during the year.

Gender of children and young people referred

The number of girls referred to the Reporter fell by 18.5% (from 8,621 to 7,028) while the number of boys referred fell by 14.2% (from 10,292 to 8,830). This was an expected outcome in light of the overall drop of 16.9% in children and young people referred.

While almost evenly split on care and protection grounds, boys continued to make up the majority (77%) of children and young people referred on offence grounds. Boys were slightly more likely to be subject to a CSO at the point of receipt (18.1%) than girls (14.8%). Girls were however more likely though to be subject to a CSO at the point of receipt of offence referrals (48.2%) than boys (37.8%).

Table 3. Gender of children and young people referred in 2014/15

	Non-offence*		Offence**		All grounds	
	Girls	Boys	Girls	Boys	Girls	Boys
Number of children and young people	6,712	7,429	672	2,219	7,028	8,830
Proportion by gender	47%	53%	23%	77%	44%	56%
Change from 2013/14	-19.4%	-17.3%	-1.6%	6.8%	-18.5%	-14.2%

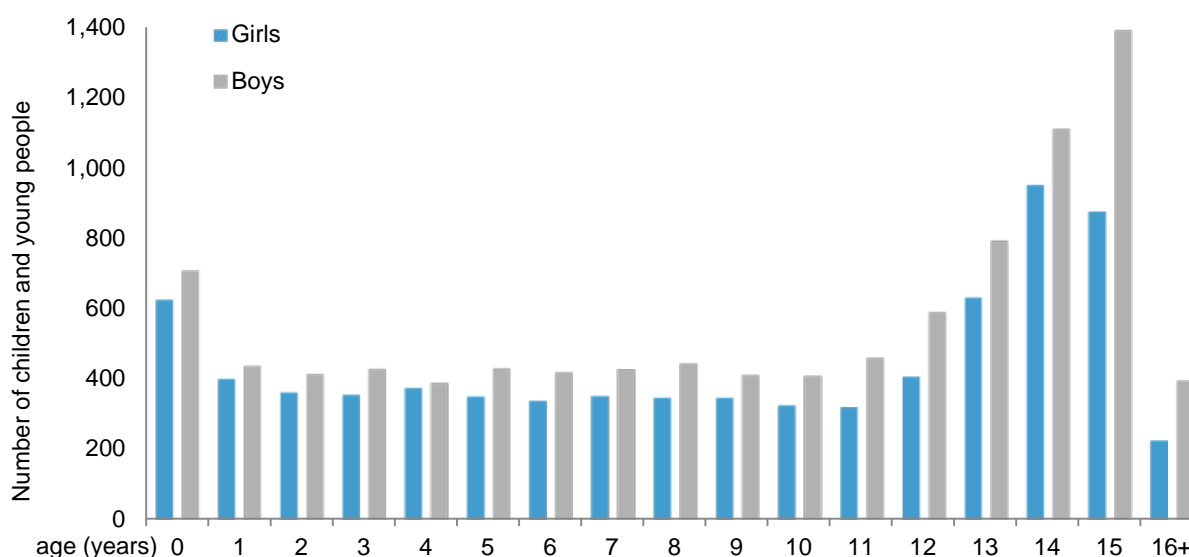
* Some children and young people were referred on both offence and non-offence grounds.

Gender and age of children and young people referred

The most common ages for children and young people to be referred to the Reporter continue to be 14 and 15 years. This applies to both boys and girls.

Young people aged 16 and 17 years can be referred to the Reporter if they are still subject to Compulsory Supervision Orders, are remitted by a court or if they had an open case which started prior to their sixteenth birthday. This only applies to a small number of young people, thereby accounting for the drop in referrals seen between the ages of 15 and 16+ years⁹.

Figure 4. Age of children and young people referred by gender in 2014/15



Recent years have seen proportional increases in the number of very young children being referred to the Reporter. 13.3% of all children and young people referred in 2014/15 were aged under two years. For the majority of children who were aged under two years, the referral was on grounds of being victims of offences, lack of parental care or having close connection with a person who has carried out domestic abuse.

⁸ Eight years is the age of criminal responsibility in Scotland. Children and young people under eight years cannot be referred for offending.

⁹ Young people aged 16 and 17 years are combined to provide an age group of 16+ years in this report.

Referrals received

In 2014/15, 27,538 referrals were received by the Reporter, this was a 14.8% decrease from 2013/14 levels. Care and protection referrals decreased by 19.2% to 20,606 while offence referrals increased by 1.7% to 6,932.

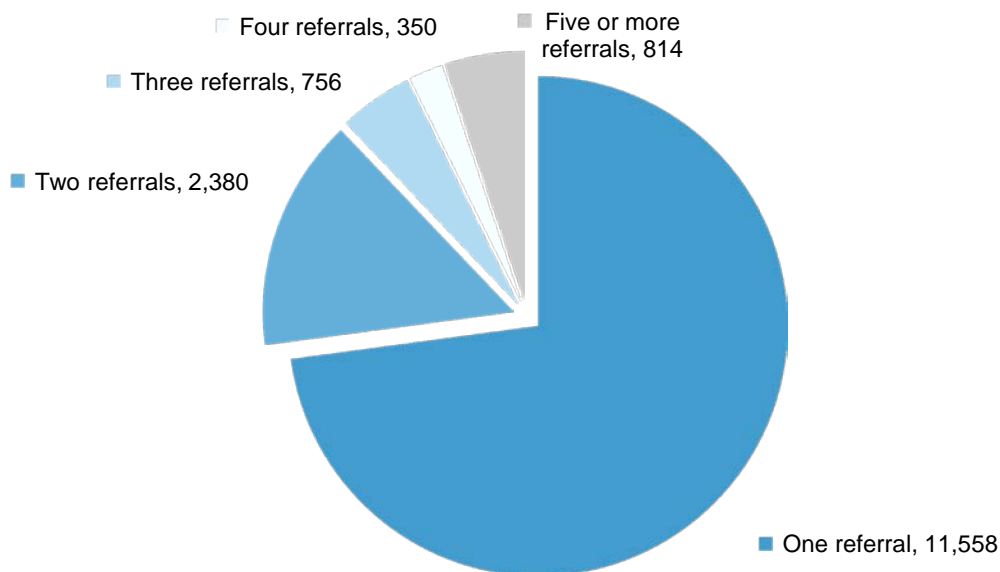
Since the peak of 36,534 referrals received on offence grounds in 2005/06, offence referrals had decreased annually. The slight increase in 2014/15 may point to a stabilisation in the levels of offence referrals being received.

Table 4. Numbers of offence and non-offence referrals

Type of referral	2011/12	2012/13	2013/14	2014/15
Offence	11,690	8,066	6,818	6,932
Non-offence	39,756	27,454	25,497	20,606
Total referrals ¹⁰	51,403	35,492	32,315	27,538

Most children and young people (72.9%) were referred only once in the year, with 5.1% referred five or more times. For 30.8% of referrals, the child or young person was on a CSO at the point of receipt, this was the case for 23.2% of care and protection referrals and 53.6% of offence referrals.

Figure 5. Referrals per child or young person 2014/15



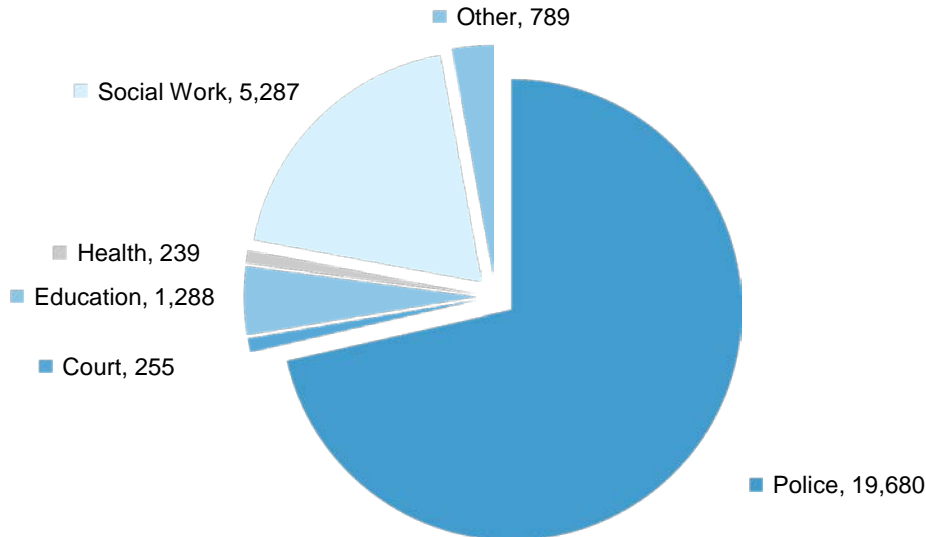
Referrals per child or young person varies depending on the type of referral. For care and protection referrals, 76.8% had a single referral in the year, this compares with 59.0% of children and young people referred having a single offence referral in the year.

¹⁰ The totals are not the sum of referrals on offence and care and protection grounds as a single referral can contain both types of grounds.

Source of referrals

The police are the main source of referrals, comprising 71.5% of all referrals to the Reporter in 2014/15 - 98.8% of all offence referrals and 62.3% of all care and protection referrals.

Figure 6. Source of referrals in 2014/15



'Other' referrals include: 118 referrals from the Procurator Fiscal, 164 referrals from relatives and 194 referrals from the Reporter.

Custody referrals to the Procurator Fiscal and the Reporter

Where a child or young person has been taken into custody by the police, a decision will be taken as to whether to refer the child or young person either to the Procurator Fiscal or the Reporter (following a discussion between the Procurator Fiscal and the Reporter).

Table 5. Custody referrals

	Number of children and young people			
	2011/12	2012/13	2013/14	2014/15
Custody referrals received	192	122	81	61

The number of children and young people with custody referrals fell by 24.7% in 2014/15. 59.0% of children were on a CSO at the point of the receipt of the custody referral for at least one custody referral during the year.

Grounds on which children and young people were referred to the Reporter

The reasons (grounds) on which children and young people are referred to the Reporter are those set out in section 67(2) of the Children's Hearings (Scotland) Act 2011, and are summarised in Table 6. The table also includes splits to show whether children or young people were subject to a CSO at the point of referral.

Table 6. Number of children and young people referred in 2014/15 by grounds of referral

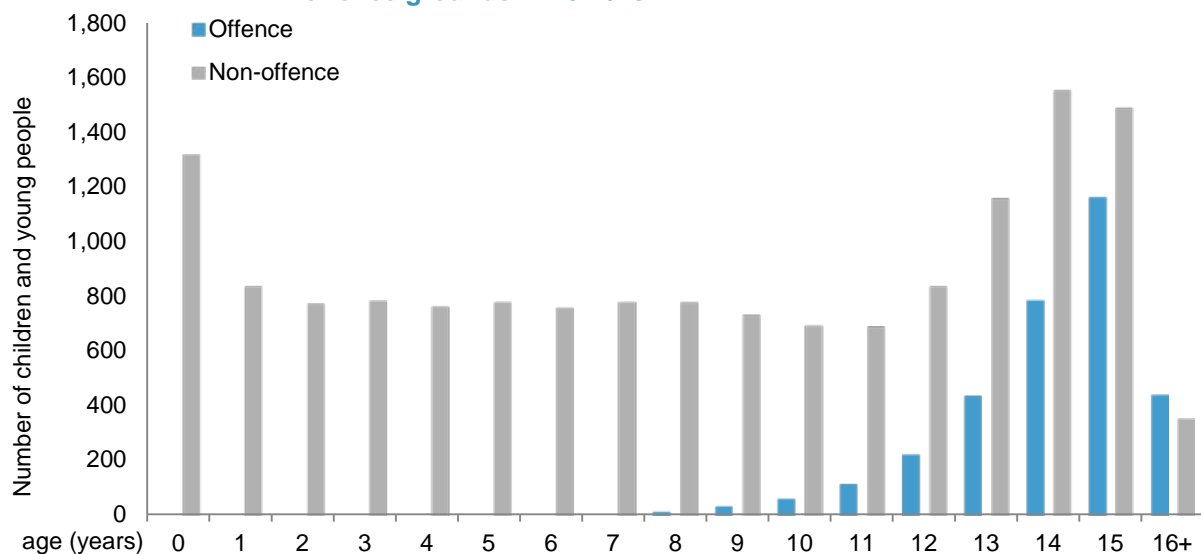
Grounds of referral	On CSO	Not on CSO	Total
(a) Lack of parental care	518	5,540	6,017
(b) Victim of a Schedule 1 offence	318	1,831	2,143
(c) Close connection with a Schedule 1 offender	34	469	503
(d) Same household as a child victim of Schedule 1 offender	47	478	525
(e) Exposure to persons whose conduct likely to be harmful to child	236	1,246	1,479
(f) Close connection with a person who has carried out domestic abuse	295	2,469	2,742
(g) Close connection with Sexual Offences Act offender - Parts 1, 4 & 5	12	145	157
(h) Accommodated and special measures needed	32	85	117
(i) Permanence order and special measures needed	<5	<5	7
(j) Offence	1,154	1,856	2,872
(k) Misuse of alcohol	79	206	285
(l) Misuse of a drug	53	94	147
(m) Child's conduct harmful to self or others	626	1,058	1,643
(n) Beyond control of a relevant person	480	922	1,371
(o) Failure to attend school without reasonable excuse	79	1,052	1,125
(p) Pressure to enter into civil partnership (or same household as such a child)	0	0	0
(q) Force to marry (or same household as such a child)	<5	7	8
Total children and young people referred*	2,639	13,560	15,858

*A child or young person may be referred to the Reporter more than once in the year on the same and/or different grounds and may be on CSO at the point of referral at one time and not on CSO at another. These totals count every child or young person referred to the Reporter during the year once.

'Lack of parental care' was the most common ground of referral followed by 'offence', 'close connection with person who has carried out domestic abuse' and 'victim of a Schedule 1 offence'.

The age breakdown of children and young people referred is shown in Figure 7. The most common ages for children and young people to be referred to the Reporter on care and protection and offence grounds were 14 and 15 years.

Figure 7. Age of children and young people referred on offence* and non-offence grounds in 2014/15

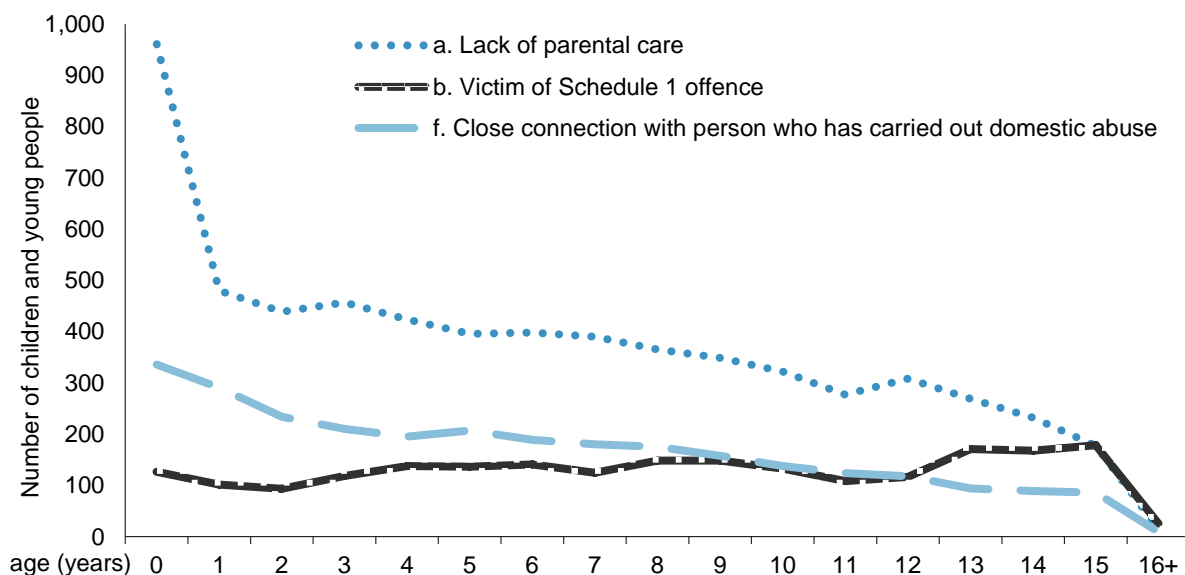


* Eight years is the age of criminal responsibility in Scotland. Children and young people under eight years cannot be referred to the Reporter for having committed an offence. Such behaviour in a child or young person aged under eight years may be referred under another ground (e.g. 'beyond control of a relevant person').

Children and young people referred on care and protection grounds

The main care and protection grounds of referral are outlined in Figure 8 below.

Figure 8. Non-offence grounds of referral in 2014/15



Children and young people of all ages were referred because of lack of parental care, but numbers generally decreased with age. Very young children were more likely to be referred on this ground, with more referred in the first year of their life than any other age (961). 23.5% of the children and young people referred on this ground were aged between birth and two years (1,415).

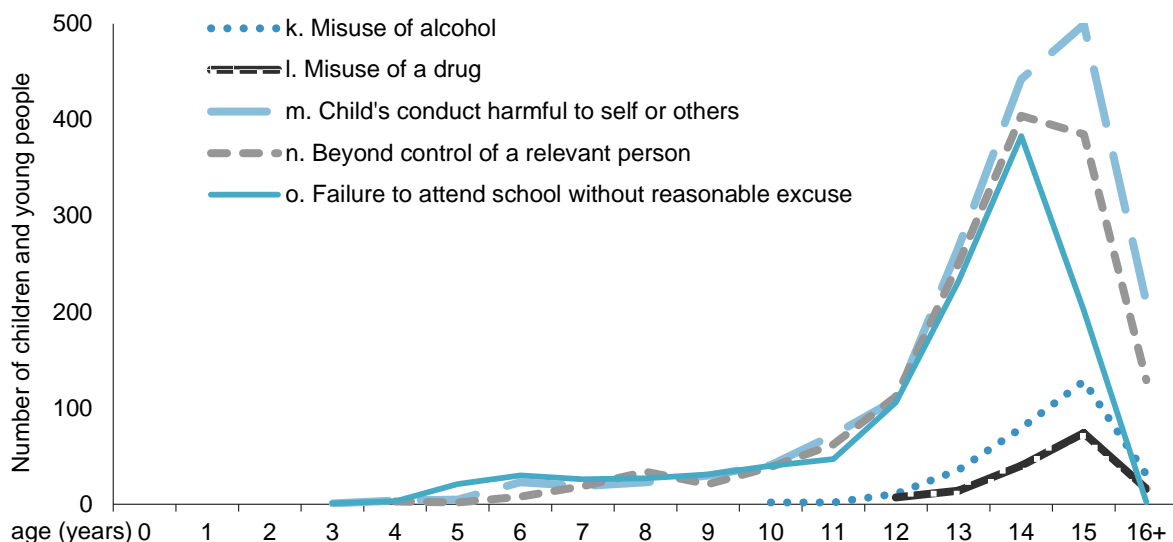
As with lack of parental care, numbers of children and young people referred under 'close connection with person who has carried out domestic abuse' generally decrease with age, with very young children more likely to be referred on this ground, with more referred in the first year of their life than any other age (336). 22.3% of the children and young people referred on this ground were aged between birth and two years (612).

The numbers of children and young people referred as victims of Schedule 1 offences remained relatively constant throughout the childhood years, but girls become more likely to be referred as victims of Schedule 1 offences than boys from ages 13 to 15.

Other non-offence grounds of referral

There were notable differences in the ages of children and young people referred to the Reporter on several other care and protection grounds. Older children and young persons were more likely to be referred on the grounds of 'failure to attend school without reasonable excuse', 'beyond control of a relevant person', 'child's conduct harmful to self or others', 'misuse of alcohol' and 'misuse of a drug'. The most common ages for referral on these grounds were 14 and 15 years. The exception to this was 'failure to attend school without reasonable excuse' where 13 and 14 years were the most common ages.

Figure 9. Other non-offence grounds of referral in 2014/15

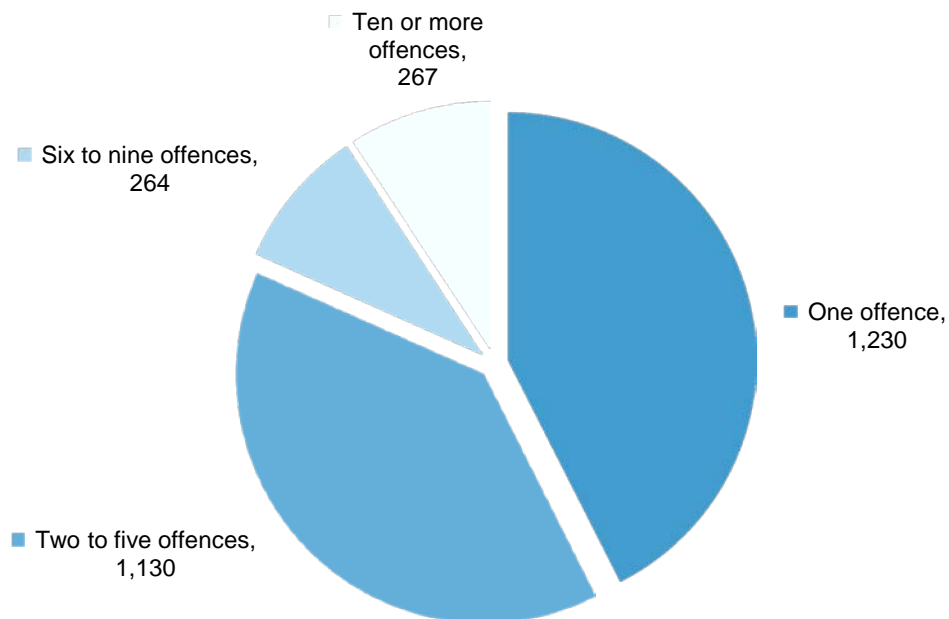


Children and young people referred on offence grounds

In 2014/15, 2,891 children and young people aged between eight and 17 years were referred to the Reporter on offence grounds. These children and young people were referred for 9,610 alleged offences on 6,932 referrals. The most common types of alleged offences were threatening or abusive behaviour, assault and vandalism.

Figure 10 shows that there was almost an equal split between children and young people with a single alleged offence in the year (42.5%) and those with two to five offences (39.1%) in 2014/15. Similarly, there was an almost equal split between children and young people with six to nine offences (9.1%) and ten or more offences (9.2%).

Figure 10. Number of offences per child or young person referred on offence grounds in 2014/15



Reporter decisions on children and young people referred

Reporters investigate where necessary when a referral is received to assist them in considering the likely need for compulsory measures. They do so by obtaining information on the child or young person and their circumstances from relevant agencies. Some of this information may now be provided at the point of referral rather than requiring to be requested.

There is a wide network of partner agencies that Reporters can ask for information, with the main agencies outlined in Table 7.

Table 7. Communications requested by the Reporter, by receiving agency*

	2011/12	2012/13	2013/14	2014/15
Social Work	49,127	44,464	31,895	27,188
Education	23,630	22,956	12,405	10,034
Health	2,025	1,791	3,009	2,963
Restorative Justice	283	44	53	36
Other	20	64	879	466
Total requests**	75,085	69,499	48,241	40,687

* Please note that the change in systems during 2012 and 2013 means data from 2012/13 and earlier is not comparable with data from 2013/14 onwards.

** A large proportion of these requests are for information not relating to referrals such as Compulsory Supervision Orders. A small percentage of requests are also cancelled before being sent.

The level of information required in each report can vary significantly. For social work requests, depending on the report type, the Reporter can request anything from background information about the child or young person referred, to a comprehensive assessment of the child or young person's situation that would involve social work contacting the family as well as any other agencies involved in the child or young person's upbringing.

Education authorities can be asked by the Reporter to provide information about a child or young person's attendance at school or about their behaviour.

Health (utilising information from health visitors, community psychiatric nurses and Children and Adolescent Mental Health Services) can provide relevant information on the impact on the child or young person or family of particular health issues. The information that health visitors provide is especially important as it can indicate if the child or young person is failing to thrive (through growth centiles and developmental measures).

If the child or young person has committed an offence, Restorative Justice reports can be used to assess the suitability and willingness of the young person to engage with the Restorative Justice Service.

The family may also be asked to provide any relevant information when they are notified that a referral has been received by the Reporter. This allows the family to inform the Reporter of any factors that may affect a Reporter decision on the referral i.e. any changes in circumstances or any measures the family have taken as a result of the referral.

Once any required information has been received, the Reporter will analyse the situation and make a decision about whether to arrange a Children's Hearing based on their assessment of the need for compulsory intervention in the child or young person's life. At this stage they also decide the category and grounds of the referral, ensuring that if the case is to go to a Children's Hearing, there is sufficient evidence for the grounds to be proven in court, if necessary.

Where the Reporter has arranged a Children's Hearing, they are obliged, if they have not previously done so, to request a report for information about the child or young person from the local authority.

Reporters have other options available to them to find the right help for children and young people. The other decisions that a Reporter may make in relation to a referred child or young person include asking the local authority to provide voluntary advice, guidance and assistance to the child or young person, to take no action because there is insufficient evidence, or to take no formal action because other intervention is more appropriate (e.g. family support or diversion).

Table 8. Reporter decisions in 2014/15*

Reporter decision	Number of children and young people		
	Non-offence	Offence	Total
Arrange Children's Hearing (on new grounds)	3,745	232	3,889
No indication of a need for compulsory measures	5,280	1,237	6,306
No Hearing - measures already in place	2,709	1,263	3,319
No Hearing - refer to local authority	3,606	466	3,905
No Hearing - insufficient evidence to proceed	1,098	208	1,300
No Hearing - family have taken action	840	87	907
No Hearing - diversion to other measures	29	55	81
Total**	15,275	2,967	16,954

* Data in this table relates to cases decided in 2014/15 as opposed to referrals received in 2014/15.

** The totals do not equal the sums as children and young people can be referred more than once in the year and may have multiple Reporter decisions. The totals count each child or young person once.

In 2014/15, 22.9% of children and young people (3,889) with cases decided had a Reporter decision to arrange a Children's Hearing on at least one referral. For 37.2% of children and young people (6,306), Reporters decided that there was no indication of a need for compulsory measures on at least one of their referrals.

Number of Pre-Hearing Panels held

Pre-Hearing Panels (PHPs) are convened before some Hearings to consider any special arrangements needed for the Hearing. These are:

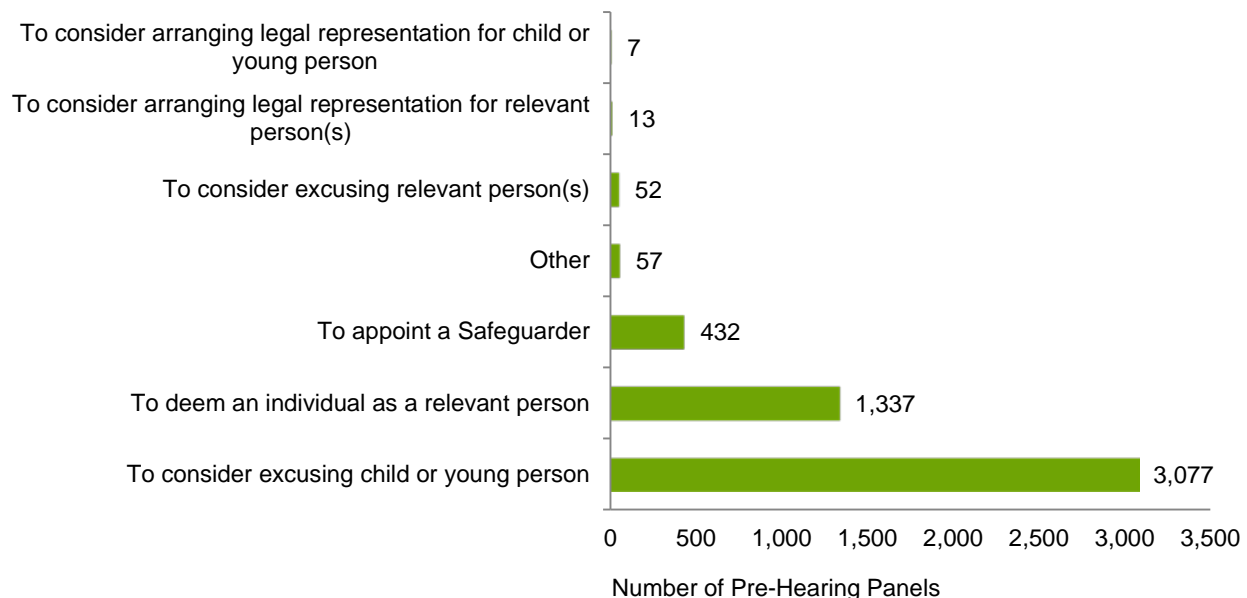
- whether to deem someone to be a relevant person;
- whether to excuse a child or young person or relevant person from the obligation to attend the Children's Hearing; and
- whether it is likely the Children's Hearing will consider making a CSO with secure accommodation authorisation.

Table 9. Number of Business Meetings / Pre-Hearing Panels held

	2011/12	2012/13	2013/14	2014/15
Number of PHPs/BMs*	3,576	3,683	5,601	4,305

* Due to the introduction of the Children's Hearings (Scotland) Act 2011 in June 2013, 2013/14 information uses a combination of PHPs and Business Meetings (BMs) from the 1995 Act to provide an overall figure. Years prior to 2013/14 are calculated using BM volumes.

Figure 11. Pre-Hearing Panels by reason in 2014/15*



* The totals do not equal the sums as children and young people can have more than one reason considered at a single PHP. The totals in Table 9 count each PHP / BM once.

In 2014/15, the 4,305 Pre-Hearing Panels were held for 3,605 children and young people. The 23.1% decrease from the previous year was largely as a result of the additional need for Pre-Hearing Panels, during 2013/14, to transfer significant numbers of individuals who had been treated as Relevant Persons under the 1995 Act to being deemed Relevant Persons under the 2011 Act.

This is evidenced by looking at the change in the number of Pre-Hearing Panels convened in regards of deeming as a relevant person. They decreased from 2,916 in 2013/14 to 1,337 in 2014/15, a decrease of 54.1%.

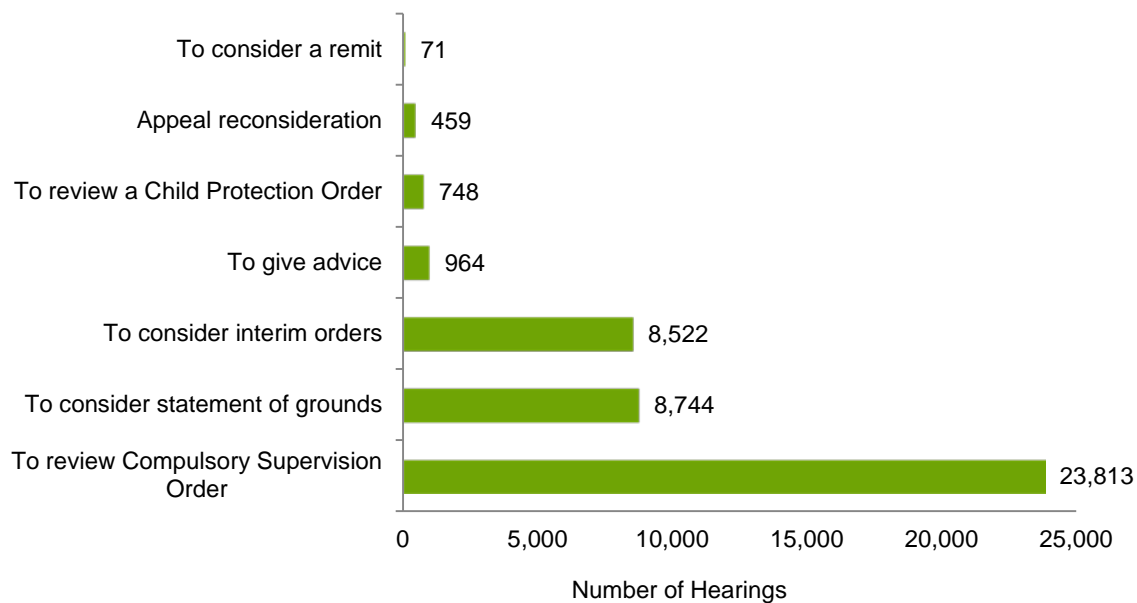
Number of Children's Hearings held

In 2014/15, 36,904 Children's Hearings were held for 15,707 children and young people. This was a 1.9% increase from 2013/14 and the first annual increase since 2009/10. Of the children and young people with Hearings in the year, 42.1% had a single Hearing, with 11.8% having five or more Hearings.

Table 10. Number of Children's Hearings held

	2011/12	2012/13	2013/14	2014/15
Number of Children's Hearings	40,708	38,316	36,200	36,904

Figure 12. Hearings by reason in 2014/15*



* Children and young people can have more than one reason considered at a single Hearing. The totals in Table 10 count each Hearing once.

Of the 36,904 Hearings in 2014/15, 10.7% (3,942) related to new grounds.

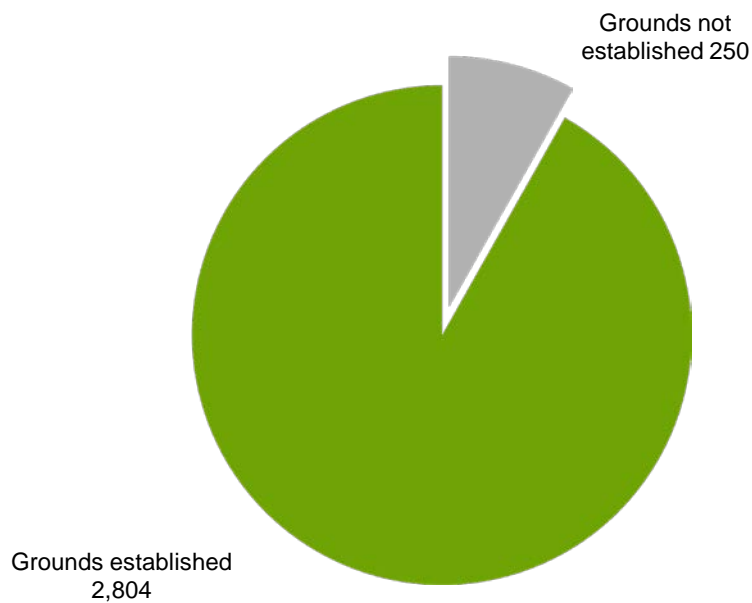
23,813 (64.5%) Hearings were linked to review Hearings for Compulsory Supervision Orders (CSO). Initial review Hearings made up 76.3% (18,158) of this number with the remainder (23.7%) deferred review Hearings. A CSO must be reviewed at least once annually.

4,802 Hearings (13.0%) related to grounds that were not disposed at the initial Hearing stage, the majority of these were due to applications to the Sheriff to establish the grounds for referral. Of the remaining Hearing types, interim orders were the most common (8,522) followed by advice Hearings (964) and Child Protection Order Hearings (748).

Applications to the Sheriff for proof

If the child or young person and/or their relevant persons do not accept some or all of the grounds for referral which form the basis of the Children's Hearing, or the child or young person does not or cannot understand the grounds, the Children's Hearing may direct the Reporter to apply to the Sheriff to establish the grounds for referral (sections 93 and 94 of the Children's Hearings (Scotland) Act 2011). Overall, 3,054 applications were concluded in 2014/15 and 91.8% were held to be established by the Sheriff.

Figure 13. Applications to the Sheriff for proof in 2014/15



When an application to the Sheriff for proof has been established, the grounds are referred back to a Children's Hearing to decide what/if compulsory measures are necessary.

Table 11. Number of applications to the Sheriff for proof concluded

	2011/12	2012/13	2013/14	2014/15
Applications to the Sheriff for proof concluded	3,795	3,655	2,903	3,054

The number of concluded applications for proof has increased for the first time since 2009/10.

Compulsory measures of intervention

Children's Hearings decide whether compulsory measures of intervention are necessary (in respect of the child or young person) to protect the child or young person and/or address their behaviour.

Child Protection Orders and interim orders

Children's Hearings can make short-term decisions to address emergency and/or high risk situations where measures have to be put in place immediately to protect children and young people or address their behaviour. This may include Hearings arranged as a result of the Sheriff granting a CPO.

In 2014/15, Children's Hearings:

- Considered¹¹ the cases of 754 children and young people with CPOs under sections 45 or 46 of the Children's Hearings (Scotland) Act 2011; and
- Made 2,670 children and young people subject to interim orders as defined under sections 86 and 140 of the Children's Hearings (Scotland) Act 2011.

Interim orders in the form of Interim Compulsory Supervision Orders can be used to protect the child or young person whilst grounds for referral are in the process of being established at proof. Interim Variations of Compulsory Supervision Orders can also be made which can change the measures attached to a current Compulsory Supervision Order.

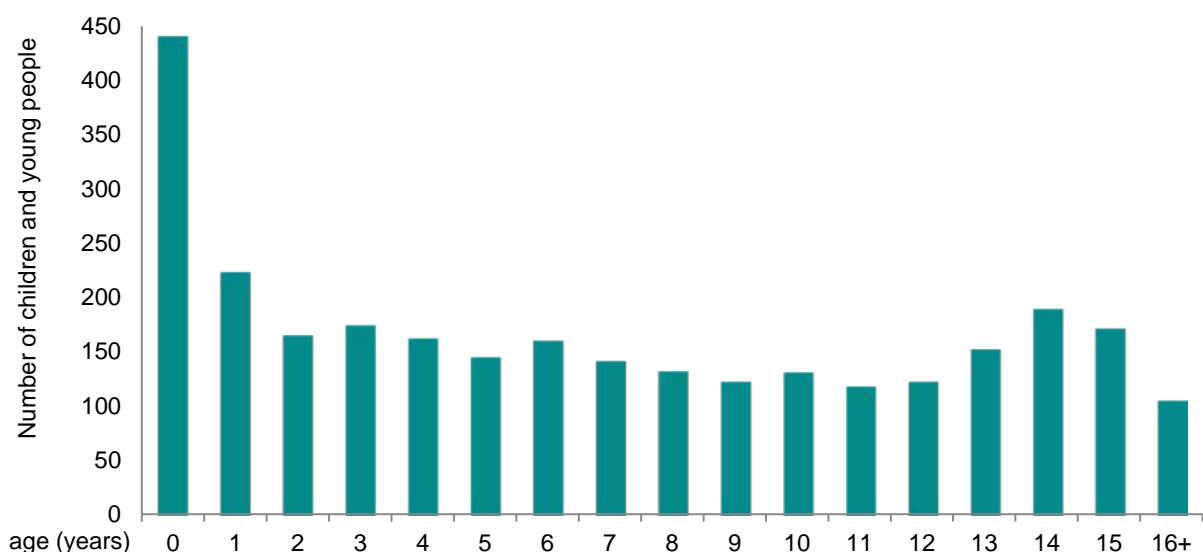
Table 12. Interim orders / Place of Safety Warrants made

	Number of children and young people			
	2011/12	2012/13	2013/14	2014/15
Interim orders/Place of Safety Warrants made*	1,994	1,968	2,418	2,670

* Due to the introduction of the Children's Hearings (Scotland) Act 2011 in June 2013, 2013/14 information uses a combination of interim orders and Place of Safety Warrants from the 1995 Act to provide an overall figure. Years prior to 2013/14 are calculated using Place of Safety Warrant volumes.

Interim Compulsory Supervision Orders and Interim Variations of Compulsory Supervision Orders are more flexible in their application than Place of Safety Warrants, which at least partly accounts for the differences in numbers between current and prior years. Interim orders numbers are highest for children aged under one, but are also common for older age groups.

Figure 14. Children and young people with interim orders made in 2014/15



¹¹ The Hearing may continue a CPO, which has already been approved by a Sheriff, with or without a variation to the condition(s). The Hearing may also decide not to continue a CPO.

Compulsory Supervision Orders

Compulsory Supervision Orders (CSOs) are the most common form of compulsory intervention made by Children's Hearings. They are also the only longer-term option available to Hearings. It is the statutory responsibility of local authorities to implement CSOs.

At Children's Hearings in 2014/15, 3,223 children and young people had a new CSO made on grounds referred, see Table 13.

Table 13. Hearings' decisions in 2014/15

Hearing decision	Number of children and young people		
	Non-offence	Offence	Total
Grounds accepted/established and new Compulsory Supervision Order made	3,153	109	3,223
Grounds accepted/established and considered in review of existing Compulsory Supervision Order	79	63	139
Grounds discharged	294	57	345
Total*	3,480	189	3,609

* The totals do not equal the sums as children and young people can have more than one Hearing decision on different grounds contained within a referral or may have more than one referral on new grounds sent to a Hearing during the year. The totals count each child or young person once.

At 31 March 2015, 10,733 children and young people were subject to CSOs. This is 1.2%¹² of all children and young people in Scotland.

Table 14. Compulsory Supervision Orders in place at 31 March

	Number of children and young people			
	2012	2013	2014	2015
Compulsory Supervision Orders in place at 31 March	13,093	12,514	11,420	10,733

The number of children and young people subject to CSOs has decreased for a fifth consecutive year. Children and young people aged under eight subject to CSOs at 31 March 2015 decreased by 5.5% to 4,408, while children and young people aged eight and over decreased by 6.4% (to 6,325).

¹² % of population aged under 16 years, based on mid-year estimates for 2014 from the General Register Office for Scotland.

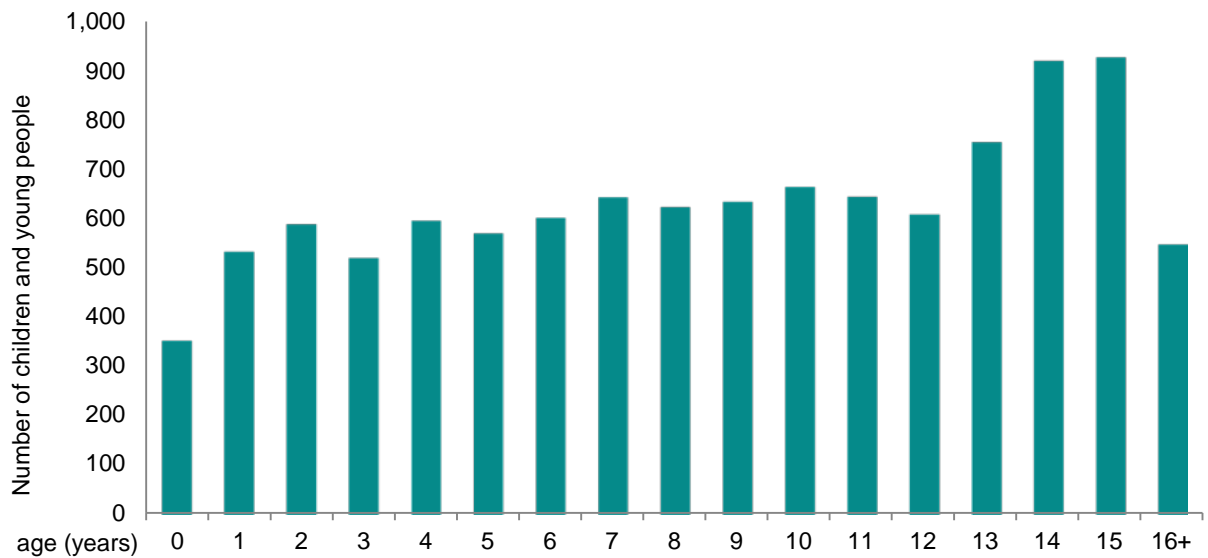
The types of CSOs in place at 31 March 2015 are shown in Table 15.

Table 15. Compulsory Supervision Orders in place at 31 March 2015

Types of Compulsory Supervision Orders	Number of children and young people
With parent/relevant person	4,751
With other approved foster parent	3,106
With relative/friend - other	1,294
With relative/friend - approved foster parent	661
Children's unit	352
Residential school	247
Other residential placement	234
Other	35
Other non-residential placement	19
None recorded	34
Total	10,733

The most common ages of children and young people subject to CSOs continue to be 14 and 15 years. Figure 15 shows the number of CSOs by age at CSO made.

Figure 15. Compulsory Supervision Orders in place at 31 March 2015



Secure Authorisations made by Children's Hearings

Secure Authorisations can be included in interim orders or CSOs. The criteria by which they can be made are set out in sections 83(5) and 83(6) of the Children's Hearings (Scotland) Act 2011.

Table 16. Secure Authorisations made by Children's Hearings

	Number of children and young people			
	2011/12	2012/13	2013/14	2014/15
As a condition of Interim Orders	146	135	n/a	171
As a condition of Compulsory Supervision Orders	119	112	124	142

Children and young people with Secure Authorisations included in CSOs increased by 14.5%. Numbers of children and young people with Secure Authorisations included in interim orders is was not available in 2013/14 due to a system recording issue.

Non-disclosure Measures

A non-disclosure measure is a special provision attached to a child or young person's order in instances when it is considered necessary to protect the address at which a child or young person is required to reside by virtue of the order, due to significant concerns about their safety.

As at the 31 March 2015, 1,153 children and young people had non-disclosure measures attached to CSOs and 118 children and young people had non-disclosure measures attached to interim orders (some children and young persons had both CSOs and interim orders in place at the year-end with non-disclosure measures attached to both).

Appeals

Children and young people and/or their relevant persons can appeal to the Sheriff against decisions made by Children's Hearings. In 2014/15, 860 children and young people had appeals concluded. At appeal, 65.2% had Hearings' decisions upheld (the appeal was refused) by the Sheriff on at least one appeal in the year.

Table 17. Children and young people with appeals to the Sheriff

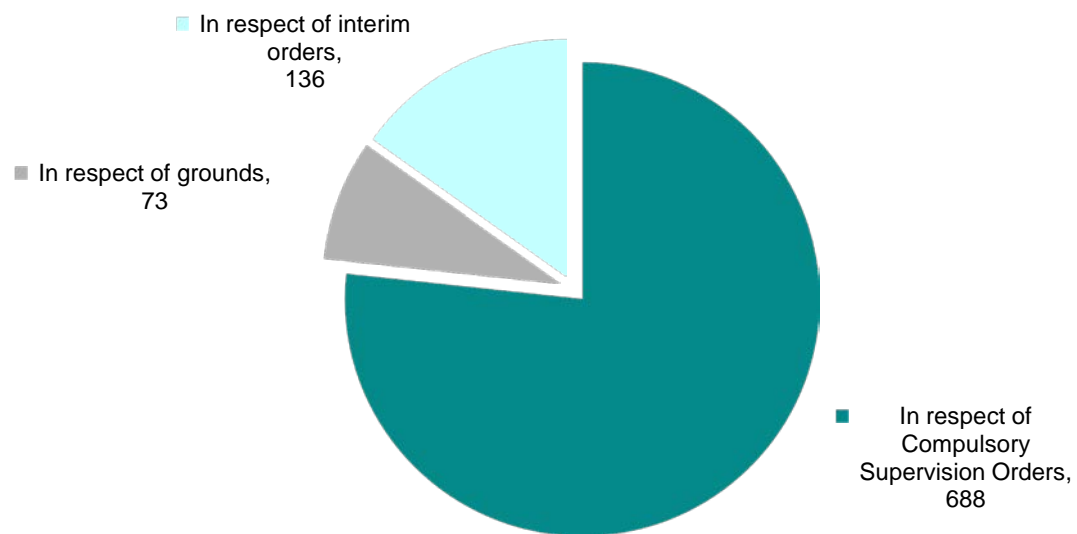
	2011/12	2012/13	2013/14	2014/15
Total children and young people with appeals	714	792	805*	860
% with Hearings' decisions upheld (appeal refused)	70%	67%	62%	65%

* Please note that appeal volumes were under-recorded in 2013/14 due to issues around recording some appeal types under the 2011 Act.

Where a Children's Hearing decision wasn't upheld, the most common outcome was for the Sheriff to require the reporter to arrange a Hearing (for any purpose for which a Hearing can be arranged).

The types of appeals against Children's Hearings' decisions are displayed in Figure 16. The most common type of appeal is in respect of CSOs, whether made, varied or continued. This is expected in the context of CSOs being the most common outcome of Hearings. Several children and young people have had more than one appeal type in the year.

Figure 16. Children and young people with appeals against Hearings' decisions in 2014/15*



* Children and young people can have more than one appeal or appeal type in the year. The totals in Table 17 count each child or young person once.

In addition, applications can be made to the Sheriff to terminate or vary the conditions on a CPO. 26 children and young people had applications to recall/terminate or vary CPOs in the year.

Time taken to progress referrals through the Children's Hearings System

The Time Interval (TI) Standards for the Children's Hearings System were published in 2001¹³. There are 14 standards covering various aspects of the process within the Hearings System and the different agencies involved. Those of most relevance to SCRA are shown below.

Table 18. Performance against Time Interval Standard targets in 2014/15

Time Interval (TI) Standard	National target	Total number	Number on time	% on time
Standard TI4 – The Reporter will make a decision about a referral within 50 working days of receipt	60%	29,256 referrals	19,606 referrals	67%
Standard TI5 – The Reporter will inform the child and family of the outcome of a referral within 5 working days of making a decision	60%	n/a	n/a	n/a
Standard TI6 – Hearings will be scheduled to take place within a maximum of 20 working days of the Reporter's decision	90%	5,083 referrals	3,449 referrals	68%
Standard TI8 – All relevant people, information and resources will be available to Hearings to ensure that continuations are kept to a minimum	75%	20,051 Hearings	15,637 Hearings	78%
Standard TI14 – The child and family will be sent written notification of the outcome of a Hearing within 5 working days of the Hearing.	60%	35,359 Hearings	30,789 Hearings	87%

Due to a combination of the introduction of SCRA's Case Management System and the Children's Hearings (Scotland) Act 2011, performance against the Time Interval Standards in both 2013/14 and 2014/15 has been challenging. Three of the five relevant targets have been exceeded (TI4, TI8 and TI14). TI5 is not reportable due to system issues.

Table 19. Performance against Time Interval Standard targets

Time Interval (TI) Standard	National target	2011/12	2012/13	2013/14	2014/15
TI4	60%	75%	74%	59%	67%
TI5	60%	65%	68%	n/a	n/a
TI6	90%	79%	73%	73%	68%
TI8	75%	76%	77%	80%	78%
TI14	60%	87%	90%	70%	87%

Table 19 shows that SCRA although performance in TI4 and TI14 has improved, performance in general has not yet recovered to the level seen prior to the introduction of the Case Management System and the Children's Hearings (Scotland) Act 2011.

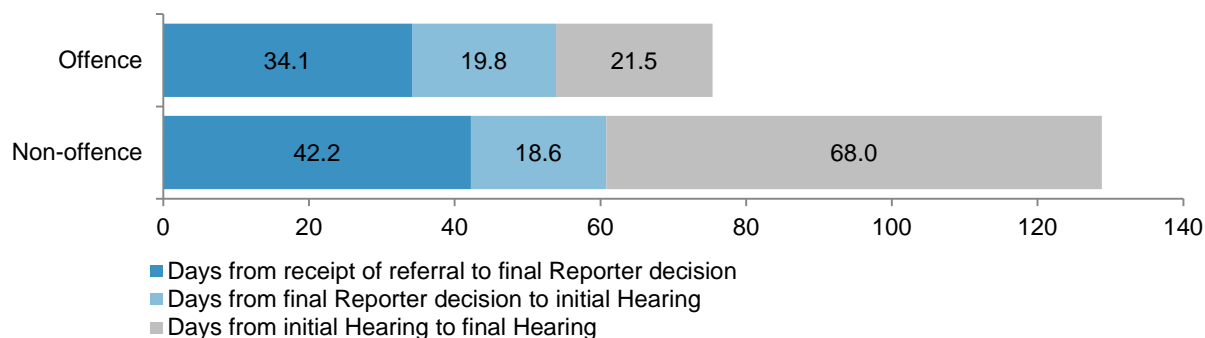
Working days from referral receipt to Hearing decision

Of the 3,480 children and young people with care and protection based Hearing decisions and the 189 children and young people with offence based Hearing decisions (Table 13), the average working days from referral receipt to Hearing decision were 129 and 75 days respectively, see Figure 17.

Working days are split by the main stages in the process. The differences in profiles between care and protection and offence referrals reflect the added complexities that can occur in making Reporter decisions and establishing grounds for care and protection referrals.

¹³ Scottish Executive (2001) Blueprint for the Processing of Children's Hearings Cases. Inter-agency Code of Practice and National Standards.

Figure 17. Average working days profiles from referral receipt to Hearing decision in 2014/15



SCRA's performance against targets in 2014/15

Performance against the Key Performance Indicators (KPIs) contained in the 2014-17 Corporate Plan has been challenging, with three of the eight reportable indicators met for the year. Improvements have been seen against decisions within 50 days and property standards.

Fuller information around performance will be included in SCRA's 2014/15 Annual Report which will be published on 29th October.

Table 20. SCRA's performance against targets in 2014/15

Outcomes for Children, Young People and Families	Target 2014/15	Performance 2014/15	Change from 2013/14
The percentage of Hearings scheduled to take place within 20 working days.	74%	68%	down 5.1%
The percentage of decisions on referrals made within 50 working days of receipt	75%	67%	up 7.7%
Outcomes for Panel Members, Partners and Staff	Target 2014/15	Performance 2014/15	Change from 2013/14
The degree to which SCRA core properties comply with SCRA property standards	90%	87%	up 1.3%
The percentage of initial Hearings proceeding to disposal	75%	78%	down 2.0%
Organisational Efficiency Outcomes	Target 2014/15	Performance 2014/15	Change from 2013/14
Variance in annual revenue spends as a percentage of the available revenue budget	Within 5%	1.6%	n/a
Variance in annual capital spends as a percentage of the available capital budget	Within 10%	10.9%	n/a
The Scottish Government efficiency savings target will be met	3%	Target met	n/a
The percentage of revenue savings achieved in the year	3%	2.4%	n/a

Error margins

Due to the changes seen with the introduction of the Case Management System (CMS) and the Children's Hearings (Scotland) Act 2011, providing definitive counts in a number of areas has proved problematic. To counter this, and in line with Official Statistical guidance, error margins around the key areas within this report are included below.

Referral data

Referral receipt based data has been impacted by two key factors, the use of non-standard grounds within a referral and also the processing to decision of cases which are not categorised as standard referrals. This has led to a maximum error margin of **±5.6%**, but in reality, this is more likely to be **±2.5%**.

Reporter decisions

Similarly to referral receipt data, reporter decision data has been impacted by the use of non-standard grounds within a referral and also the processing to decision of cases which are not categorised as standard referrals. Reporter decisions count all referrals with a valid decision. If non-standard referral categories were excluded, an anticipated error margin of **1.6%** is expected.

Pre-Hearing Panels and Children's Hearings

For Pre-Hearing Panels, there are issues with multiple Pre-Hearing Panels for a child or young person recorded on the same day. At a data level, it is difficult to tell whether these are valid meetings or recording issues. For Hearings, there have been issues around the removal of cancelled Hearings from the system, in addition there are some cases where children or young people have multiple Hearings on the same day. Removing multiple meetings leads to an error margin of **0.4%**.

Compulsory Supervision Orders

Some Compulsory Supervision Orders (CSOs) are still awaiting a the updating of the Hearing decision, this will lead to an undercount as the new CSO start and end dates are not on the system. The error margin for this is minimal (**0.1%**).

Please note that all error margins calculated above have been done so using national data, data at a local level may be affected to a greater or lesser extent, also, within different categories of data, such as joint referrals or specific care and protection grounds, the error margin level may deviate from the overall referral value.

Scottish Children's Reporter Administration
Ochil House
Springkerse Business Park
Stirling
FK7 7XE

Tel: 0300 200 1555

communications@scra.gsi.gov.uk